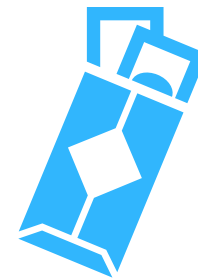
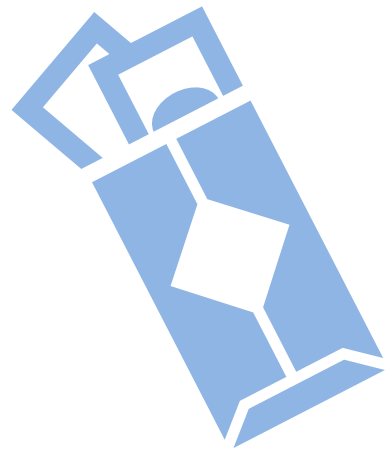


# Tuition





# 1. Tuition etc.

Cost		 Full time	 Part time
At the time of the examination	Entrance Exam Fee	¥ 2,200	¥ 950
	Entrance fee	¥ 5,650	¥ 2,100
After passing the exam.	Tuition (annual)	¥ 118,800	¥ 32,400
	In the case of School support funds	↓ ¥0	↓ ¥0

There is no tuition fee due to the School support funds to a student's household with an annual income level of less than ¥9,100,000.

**But procedure is required after entering high school.**

## 2. Other Expenses

When	Costs	Notice
<p><b>1<sup>st</sup> year</b></p>  	<p><b>¥100,000~ 250,000</b></p> <ul style="list-style-type: none"> <li>▪ School Entrance Fee</li> <li>▪ School Uniform, Gym Clothes</li> <li>▪ Transportation Expenses</li> <li>▪ Textbook fee</li> <li>▪ Deposit etc.</li> </ul>	<p><b>March(before admission)</b> 100,000~150,000 yen required. You have to pay the entrance fee, school uniform fee etc. first. Let's prepare!</p> <hr/> <p><b>After admission</b> If you don't have enough money, consult high school. There are various payments methods as such as installments, etc. There is also a scholarship system.</p>
<p><b>2<sup>nd</sup> year onwards</b></p>	<p>Less than 1<sup>st</sup> year</p>	