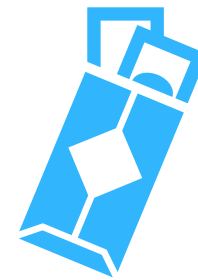



Tuition





1. Tuition etc.

Cost		 Full time	 Part time
At the time of the examination	Entrance Exam Fee	¥ 2,200	¥ 950
	Entrance fee	¥ 5,650	¥ 2,100
After passing the exam.	Tuition (annual)	¥ 118,800	¥ 32,400
	In the case of School support funds	↓ ¥0	↓ ¥0

There is no tuition fee due to the School support funds to a student's household with an annual income level of less than ¥9,100,000.

But procedure is required after entering high school.

2. Other Expenses

When	Costs	Notice
<p>1st year</p>  	<p>¥100,000~ 250,000</p> <ul style="list-style-type: none"> ▪ School Entrance Fee ▪ School Uniform, Gym Clothes ▪ Transportation Expenses ▪ Textbook fee ▪ Deposit etc. 	<p>March(before admission) 100,000~150,000 yen required. You have to pay the entrance fee, school uniform fee etc. first. Let's prepare!</p> <p>After admission If you don't have enough money, consult high school. There are various payments methods as such as installments, etc. There is also a scholarship system.</p>
<p>2nd year onwards</p>	<p>Less than 1st year</p>	